



ATARI



# KARTS



**JAGUAR**  
64-BIT

GAME MANUAL  
MANUAL DE JEU  
SPIELANLEITUNG

# JAG-WARE

Don't miss out on our  
ultra-cool collection of  
official Atari Jaguar merchandise —  
featuring hats, T-shirts, tote bags and much more!  
For your free catalog, call 414-241-3313.

## Stuck? Frustrated? Need a Hint?

**U.S.A. Customer Help Hint Line** 1-900-737-ATARI (1-900-737-2827)

95¢ per minute. If you are under 18, be sure to get a parent's permission before calling.

A touch-tone telephone is required.

**U.K. Jaguar Software Helpline** 0839-994460

Jaguar Software Helpline, Cuckoo Wharf Units 1-4 Lichfield Rd., Aston, Birmingham. B6 7SS

Please obtain permission to call from the person who pays the bill. Calls cost 39p per minute cheap rate, 49p per minute at all other times (maximum charge £3.20). Prices and games featured on this service correct at time of going to press.

We reserve the right to change the games featured on the helpline without prior notice.

If you wish to join the Official Jaguar Club, please send your name and address details to:  
Jaguar Club, Atari House, Slough. SL2 5BZ

**Atari Info Consommateur** 36.68.00.16 (2, 19 f la minute)

### Read before using your Atari video entertainment systems.

A very small percentage of individuals may experience epileptic seizures when exposed to certain light patterns. Exposure to these patterns or backgrounds on a television screen or while playing video games may induce an epileptic seizure in these individuals. Certain conditions may induce previously undetected epileptic symptoms even in persons who have no history of epilepsy. If you, or anyone in your family, has an epileptic condition, consult your physician prior to playing. If you experience any of the following symptoms while playing a video game — dizziness, altered vision, eye or muscle twitches, loss of awareness, disorientation, any involuntary movement or convulsions — IMMEDIATELY discontinue use and consult your physician before resuming play.

### WARNING to owners of projection televisions:

Still pictures or images may cause permanent picture-tube damage or mark the phosphor of the CRT. Avoid repeated or extended use of video games on large-screen projection televisions.

### This product has been rated by the Entertainment Software Rating Board.

For information about the ESRB rating, or to register a complaint about the appropriateness of the rating, please contact the ESRB at 1-800-771-3772.



## Jaguar™ 64-Bit Interactive Multimedia System Game Manual

### Handling this Cartridge

The Atari Jaguar Interactive Multimedia Cartridge is intended for use exclusively with the Atari Jaguar System.

- Do not bend it, crush it or submerge it in liquids.
- Do not leave it in direct sunlight or near a radiator or other source of heat.
- Be sure to take an occasional recess during extended play to rest yourself.
- If for any reason your cartridge does not load, or you see only a red screen, remove, clean and reinsert the cartridge. If the problem persists, refer to the warranty information included with your Jaguar cartridge.

Atari Corporation is unable to guarantee the accuracy of printed material after the date of publication and disclaims liability for changes, errors or omissions. Reproduction of this document or any portion of its contents is not allowed without the specific written consent of Atari Corporation.

ATARI KARTS™ © 1995 Atari Corporation. All Rights Reserved. Atari, the Atari logo, Jaguar and Atari Karts are trademarks or registered trademarks of Atari Corporation. All Rights Reserved. This software is authorized by Atari for use with the Jaguar 64-Bit Interactive Multimedia System. Made in the U.S. of domestic and imported components.

# Contents

Introduction .....	1
Getting Started.....	2
Selecting a Challenge.....	2
Choosing a Character .....	3
Cups & Races .....	5
Controls.....	6
Memory Save .....	7
Bonuses & Hazards .....	8
Results Screens .....	9
Hints & Tips .....	10
Credits .....	11
Warranty .....	12



# Introduction

Here come the racers now. Regius has the lead by a beak, Miracle Man is flying 'round the inside bend in second and Bentley Bear is roaring up on the outside in third place. Miz Tress just picked up a rabbit bonus and swishes into first place, with hot competition coming from Fire Bug, who is scorching up behind her! Pum King is having problems controlling his cart after picking up a reverse steering hazard. He's howling mad because he sees another contender breaking through the racers. Yes, the heat is on here at the tracks today. The new contender skillfully avoided the turtle hazard and is keeping the pace going. He just picked up a burst of speed from the speed arrow bonus, and oh, lucky break, he collected an improved steering bonus from the steering wheel. It's all over now folks, the newcomer has the lead in the final lap, and the winner is...YOU!

Now, come on in and meet the crazy drivers who race 'round some of the trickiest and slipperiest tracks ever invented. All eleven characters have great driving skills, so you'll need to look carefully at their different talents to pick the one who'll be the best for getting you first across the line. That's no easy task on these tracks, where you have marked and unmarked hazards, as well as bonuses and a whole bunch of fun.



# Getting Started

- 1) Insert your *Atari Karts* cartridge into the cartridge slot of your Jaguar 64-Bit Interactive Multimedia System.
- 2) Press the **Power** button.
- 3) Press the **B** button to leave the **Title** screen.



## Selecting a Challenge

There are four levels in *Atari Karts*: Beginner, Warrior, Miracle, and Jaguar Aces. The first time you play, you will only be able to choose Beginner. The next challenge will be available once you complete the Miracle Race. Once you have completed a level, you can choose that level or any level before it when you start a new game. You'll have to jam on the speed to make it through them all.

Press the **Option** button to choose your Mode (flat or hilly terrain) or change your controls. When you are satisfied with your options, select **Exit** to go back to the **Selecting a Challenge** screen. Press the **A**, **B** or **C** button to go on to the next screen.





# Choosing a Character

At the Beginner challenge, you'll choose from seven super-cool characters. Scroll down the list of names to meet each character and check out their driving abilities. Press the **A**, **B** or **C** button to make your selection. After you select your character you'll have the opportunity to change the name to your own. This name will be saved to the cartridge and will be associated with Player One or Player Two until the next time it is changed or the cartridge is reset.

**Regius** – Top of the pecking order with a lot to crow about.

**Skully** – Gets ahead quick, makes no bones about staying there.

**Pulpito** – He'll have a grip on any track, and may win by a tentacle.

**Bentley Bear** – Hugs the road and cuddles the corners.

**Vulky** – He's keeping an eye on you but one blink and he's gone.

**Ptarmigan** – He'll win by a nose.

**Miz Tress** – Doesn't bat an eyelash at the hairy corners.



You'll meet four more fearsome racers before you're through. If you come in first place in the Miracle Race of any challenge, you will be given the opportunity to select his/her car for use in the remaining races. The new character will have slightly better abilities than the others. If you don't pick the new character it'll be out to give you some serious competition.

**Haratari** – From another planet, he can make it to first space (Available after you win the Beginner Challenge).

**Pum King** – Be careful or he'll spook you with his scary acceleration (Available after you win the Warrior Challenge).

**Fire Bug** – Hot competition with scorching speed (Available after you win the Miracle Challenge).

**Miracle Man** – Marvelous speed, super acceleration and fantastic grip (Available after you win the Jaguar Aces Challenge).

### Two-Player Game

In a two-player game the second player presses the **A**, **B** or **C** button after the first player has selected a character. Once the second player has chosen a character, player one presses the **A**, **B** or **C** button to start the game. The screen will be split so that both characters are visible.





# Cups & Races

You will have to complete the Borregas, Carlton, and Tempest Cups as well as the Miracle Race on each level in order to move to the next one. There are 10 different worlds, each with several different tracks. You'll see them all in your race to become a Jaguar Ace.

Finish your races in the top four places and advance through more tracks with progressively challenging terrains. Don't worry. If you don't make the grade the first time, you can try again! You have three cars at the start of a game. Every time you don't finish in the top four, you lose a car. It's gonna drive you crazy!



You will be awarded points for your place after every cup race. The higher you place, the more points you get, so get on the gas for all you're worth.

**1st place . . . . . 7 points**

**2nd place . . . . . 4 points**

**3rd place . . . . . 2 points**

**4th place . . . . . 1 point**

**Other . . . . . 0 points**



# Controls

The default controls for the game are:

**A button**.....Accelerate

**B button**.....Brake


**C button**.....Enables bonuses

**Joypad** .....Controls directions

**4 button**.....Sharp left

**6 button**.....Sharp right


*Note: If you own a Jaguar **ProController**™ the sharp turns are at your fingertips.*



# Memory Save

Your best times, current standings and game settings are retained in the cartridge even if you have turned off your Jaguar 64-bit Interactive Multimedia System.

The cartridge will store up to 100,000 changes. After 100,000 changes have been recorded, no more changes will be retained. To clear currently saved changes, press \*, # and **Option** while on the *Atari Karts* **Title** screen.



# Bonuses & Hazards



Bonuses and hazards are embedded in the tracks. You'll pick them up when you run over them. They are displayed at the top of your screen when they are active. In two-player mode, you can give some hazards to the other player. Only one hazard or bonus can be picked up at a time. If one is already active, running over another one doesn't do anything. There are also some natural hazards on each track. They're not completely obvious, but they can really slow you down. The Hazard or Bonus will flash when it starts to wear off.

## Bonuses

**Rabbit** – Long burst of speed

**Gold speed arrow** – Burst of speed

**Wheel** – No friction  
(C button to activate)


**Steer** – No skidding


**Heart** – Extra life

**Ramp** – Jump over slow areas


## Hazards

**Turtle** – Slows you down

**Red**  – Reverses your controls


**Green**  – Reverses your opponent's controls when you press the C button

*Hint: Wait for the right opportunity before dropping a hazard on your opponent*



# Results Screens

Finish your race in fourth place or better and you can examine your race results before moving on to the next track. Check out the lap times, the field results and the points scored. Keep tabs on your lap times like a pro or compare the results of your performance on different tracks. It's just like the real thing!





# Hints & Tips

- Try to take the lead as soon as possible! You'll be more likely to avoid collisions.
- Avoid the water on the ice world.
- Take the inside edge for cornering, but stay away from the actual track edge. Contact with the edge of some tracks can really slow you down. You can cut some corners but watch out for natural hazards.
- Avoid oil slicks on the Route 99 world. They'll spin you around and waste lots of time.
- Be sure to avoid the blood on the Halloween world.
- The ramps on the Beach world will help you cross the water without slowing down.
- Avoid colliding with other competitors.
- Look for jump ramps to help you over natural hazards, or give you a quick boost.





# Credits

- Developed by:** Miracle Designs
- Executive Producer:** Bill Rehbock
- Producer:** Loic Duval
- Programming:** Filip Hautekeete  
Peter Vermeulen
- Graphics, Sounds  
and Music:** Miracle Designs Team
- Additional Sounds  
and Graphics:** Loic Duval  
Jen Smith
- Lead Tester:** Jennifer Vernon
- Testers:** Lance Lewis  
Martin Krawetz  
Jason Cordero
- Marketing Product  
Manager:** Jeanne Winding
- Creative Services:** Greg LaBrec  
Diana Bredfeldt  
designworks



# Warranty

Atari warrants to the original purchaser this product to be free from defects in material and workmanship under normal authorized use for a warranty period of ninety (90) days from the date of purchase as evidenced by your receipt. Atari will replace the defective software free of charge. After the expiration of the warranty period, you assume the entire cost of all necessary servicing, repair or correction.

The warranty is null and void if the cartridge has been opened and/or any parts were removed or if software or any accessories other than those authorized by Atari are used in connection with this product. Warranty does not cover accidental or intended damage or neglect. If the product displays a fault within the warranty period, the user should return it to his place of purchase, which will follow the required procedure to obtain a replacement.

In no event shall Atari be liable for consequential or incidental damages resulting from the breach of any express or implied warranties. Some states do not allow limitations on how long an implied warranty lasts or exclusion of consequential or incidental damages, so the above limitation or exclusion may not apply to you.



# Notes





**ATARI**

Copyright 1995, Atari Corporation  
Sunnyvale, CA 94089-1302  
All Rights Reserved

**J9091E**

514091-002

Printed in USA